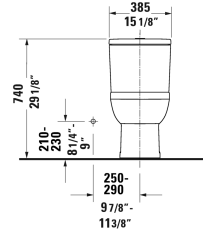
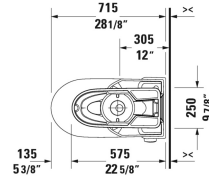
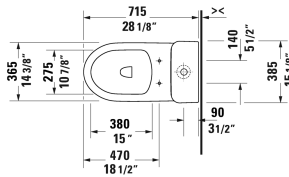
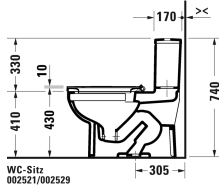


DuraStyle Basic One-Piece toilet Duravit Rimless® # 219601..U2 / 219601..U2

| < 14 3/8" Inch > |



One-Piece toilet Duravit Rimless®	Dimension	Weight	Order number
rimless, syphonic, 12" rough-in, vertical outlet, with dual flush piston valve, top flush, 1.32/0.92 gpf, cUPC® listed*			
Colors			
00 White 20 HygieneGlaze (an antibacterial ceramic glaze that provides almost indefinite effectiveness)			
Variant			
♣ ADA height	14 3/8" x 28 1/8" Inch	91.9 lb	219601..U2
♣ ADA height	14 3/8" x 28 1/8" Inch	91.9 lb	219601..U2
Infobox			
* Complies with following standards: ASME A112.19.2/CSA B45.1 and ASME A112.19.14			
Sanitary ceramics with the special WonderGliss surface finish will remain clean and attractive-looking for a long time to come. When ordering WonderGliss please add a "1" as eleventh digit to the model number.			
Mounting set for One-Piece and Two-Piece toilets, outlet 3/8" - male thread, wall connection 1/2" - female thread, 1/2", North American version	17 3/4" Inch	1.1 lb	001417
Suitable products			
Toilet seat and cover removable, elongated, hinges stainless steel, without slow close,			002521
Toilet seat and cover removable, elongated, hinges stainless steel, with slow close,			002529

All drawings contain the necessary measurements which are subject to standard tolerances. They are stated in inch & mm and are non-binding. Exact measurements, in particular for customized installation scenarios, can only be taken from the finished ceramic piece.